

Technical Data DM-qode


code type	12 x 12 DataMatrix (ISO)
process	injection molding, other on request
plastic materials	PS, PC, PMMA, ABS, PP, PBT * others on request
forming machine type	machine independent
marking trigger	self triggering (internal sensor)
mold temperature	up to 80°C (100°C *)
cavity pressure	up to 2000 bar
minimum cycle time	3 s
DynamicMold® Controller	125 x 80 x 57 mm ³
DynamicMold® LinQ	180 x 120 x 61 mm ³
DynamicMold® Insert	Ø 8 mm x 20 mm
connectivity	OPC UA

Version 09/2024


*ask for details

matriq

matriq AG
Lerchenfeldstr. 3
9014 St. Gallen
Switzerland



<https://matriq.ch>
contact@matriq.ch



Serializing Plastic Parts

DM-qode

individual marking of your part
done inside your cavity

matriq

In-cavity Plastics Marking

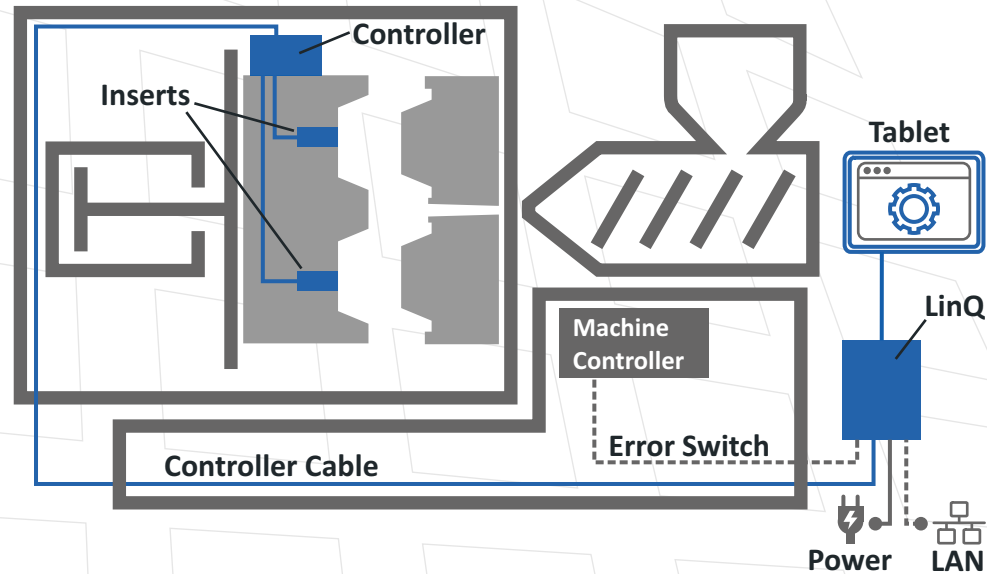
Better, faster, and more sustainable: Our game-changing **DynamicMold®** technology ensures an uninterrupted production of plastic parts while marking them with a unique DataMatrix code (DM-qode) directly during injection molding or other plastic molding processes.

DM-qode benefits:

- individual: serialize products for identification and traceability
- fast: within your cycle time
- automatic: self-changing per cycle
- easy: production and marking done in one process
- cost-effective: no additional equipment required
- sustainable: additive-free

DM-qode hardware elements:

- DynamicMold® **Insert(s)** - embossing the markings onto the parts
- DynamicMold® **Controller** - on the mold, supporting up to four inserts
- DynamicMold® **LinQ** - beside the machine, for power and network
- **Tablet** - the visual interface for the engineer and operator



The new DM-qode

The DM-qode solution marks polymer parts with a unique, camera-readable DataMatrix code during the molding processes - making the parts traceable. Useful for:

- quality data
- manufacturing date
- serial number

New Technology

The 144 micro-heaters integrated into the surface of the heater chip are switched on and off in microseconds via highly integrated electronics. Various temperature sensors monitor the molding process to ensure that the timing is always right. All this is integrated into our small mold insert.

Simple Implementation

The mold insert is supplied ready to be installed into the prepared opening of each mold cavity. The insert(s) are driven by the DynamicMold® Controller, also attached to the mold. The serial numbers to be written are specified either via the front end or remotely via OPC UA.

Easy Readout

The ISO-conform DataMatrix code reveals as a contrast pattern of glossy and opaque pixels embossed on the surface of the plastic part. It can be read by industrial code-reader cameras.

